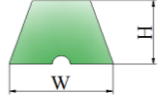
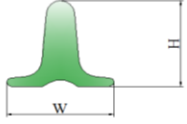
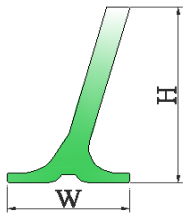
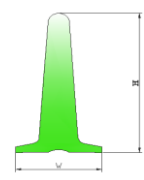
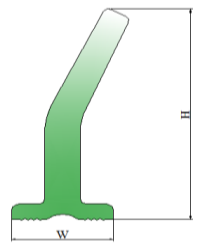
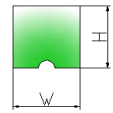
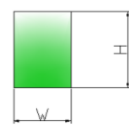
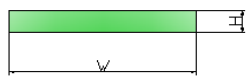


İSMİ	TİP	STANDART RENKLER	W EN (WIDTH) (MM)	H YÜKSEKLİK (HEIGHT) (MM)
M6		BEYAZ - YEŞİL	6	4
M8			8	5
M10			10	6
M13			13	8
M15			15	9
M17			17	12
M30			30	16
T20		BEYAZ BEYAZ - YEŞİL	20	20
T30		BEYAZ - YEŞİL	26	30
T40(eğik)		BEYAZ - YEŞİL	38	40
T60(eğik)			38	60
T40(70)		BEYAZ - YEŞİL	40	70
TC40		BEYAZ - YEŞİL	23	40
TC60			29	60
TC80			40	80
R12		BEYAZ - YEŞİL	12	12
R16			11,5	16,5
U40		BEYAZ - YEŞİL	40	5